

# Poppy's Best Cake Toppers


You will need:

A printer, paper, scissors, glue and wood picks.

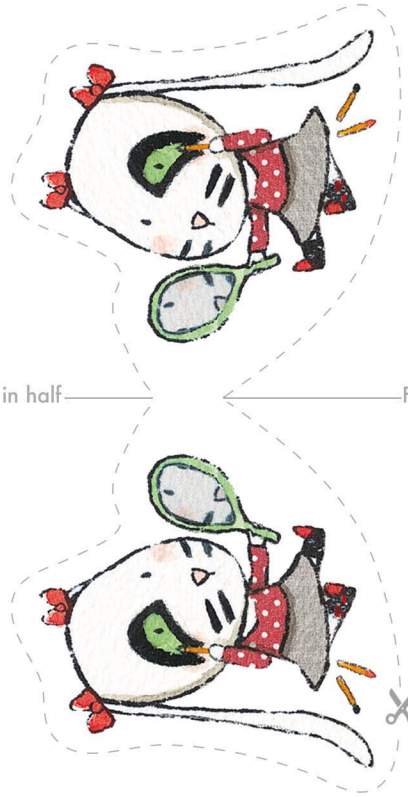
1. Cut the sheets in half as indicated.
2. Fold the 1/2 sheets in half as indicated.
3. Cut along the dotted lines.
4. Add glue everywhere inside.
5. Put a wood pick inside each piece.
6. Close and press.




CUT



Fold in half



Fold in half



Fold in half



Fold in half


Fold in half



CUT



Fold in half



Fold in half



Fold in half

